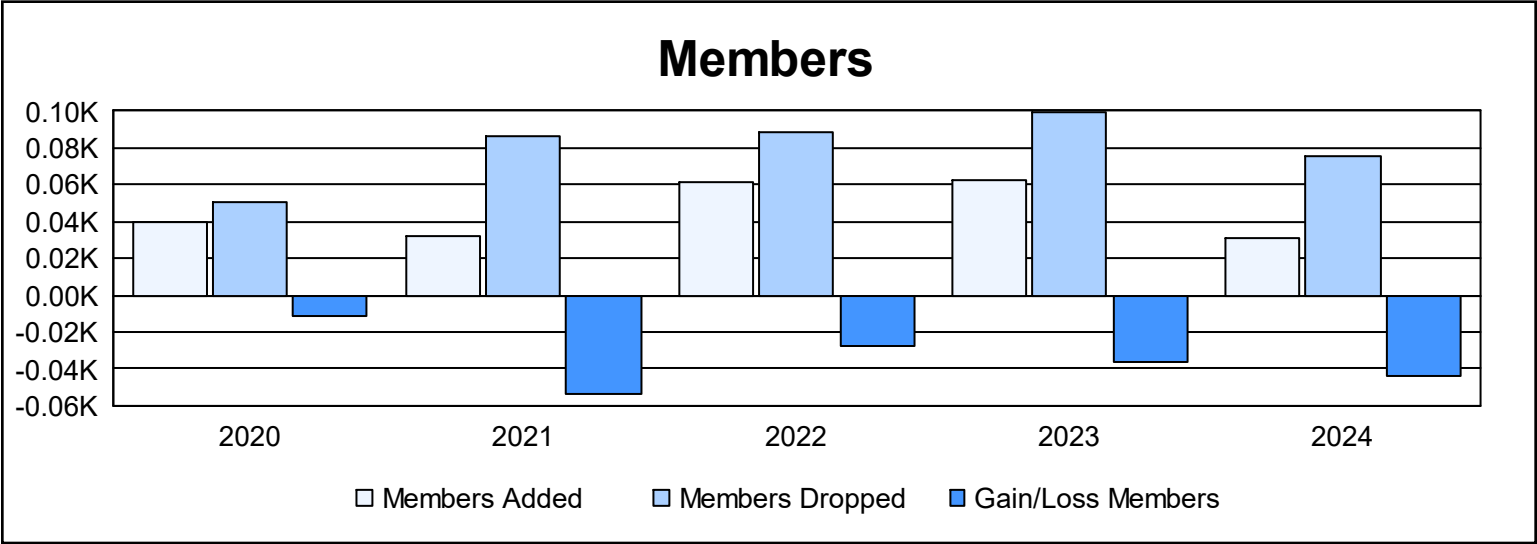
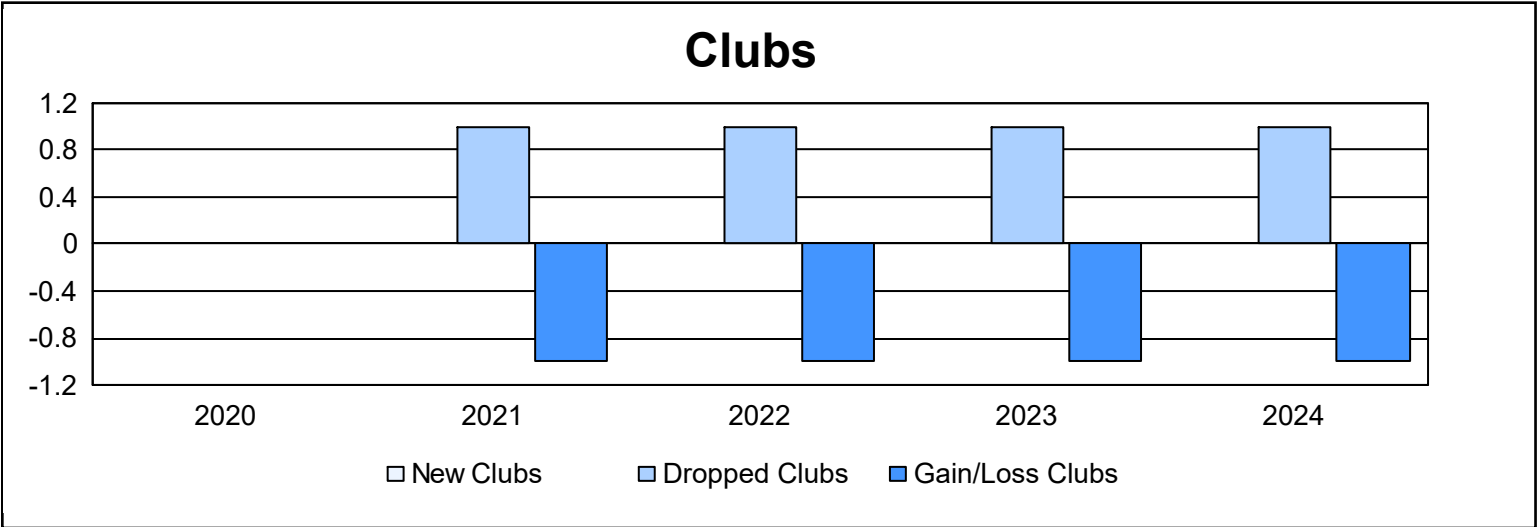
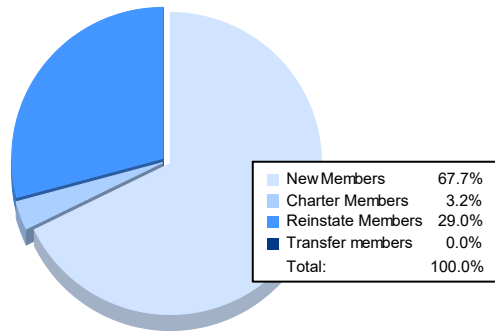


Year	New Clubs	Dropped Clubs	Gain/ Loss Clubs	New Members	Charter Members	Reinstate Members	Transfer Members	Total Member Added	Total Members Dropped	Gain/ Loss Members
2019-2020	0	0	0	37	0	1	2	40	51	-11
2020-2021	0	1	-1	32	0	0	0	32	86	-54
2021-2022	0	1	-1	40	0	16	5	61	89	-28
2022-2023	0	1	-1	44	2	12	5	63	99	-36
2023-2024	0	1	-1	21	1	9	0	31	75	-44
Average	0	1	-1	35	1	8	2	45	80	-35



Membership Composition June 2024 Cumulative



Gender Composition June 2024 Cumulative

